

# TECFLO

## MEMBRAN



- **TF8040LP-400**  
**Düşük Enerji, Yüksek Giderim**  
Ürün Suyu Debisi : 12,000 gpd (45.4 m<sup>3</sup>/gün)  
Giderim Oranı : % 99.2 \*
- **TF8040BW-400**  
**Çok Yüksek Giderim**  
Ürün Suyu Debisi : 11,000 gpd (41.6 m<sup>3</sup>/gün)  
Giderim Oranı : % 99.7 \*

Dağıtım konusundaki geniş bilgi ve deneyimimize dayanarak, sınırlı miktarda saf su membranları seçtik. Amacımız, mükemmel kullanılabilirlik vaad ederken size rekabetçi bir fiyatla yüksek kaliteli ürünler sunmaktır. satış ekibimize başvurun; ihtiyaçlarınızı karşılamak için yardımcı olalım.



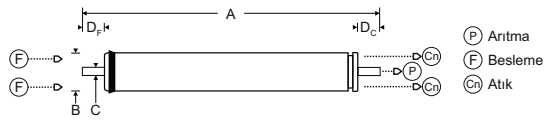
**eren** / water  
**med** / treatment

☎ 0262 239 29 65

✉ destek@cerenmed.com

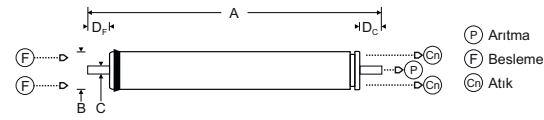
🌐 www.cerenmed.com

### 2521



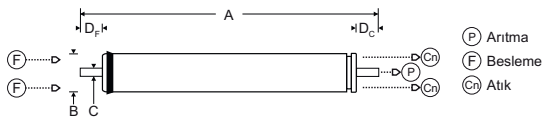
A Total length	B ATD Diam.	C Conn Diam.	D <sub>F</sub> Core tube Ext. Free Side	D <sub>C</sub> Core tube Ext. Conc.	Weight
533,40 mm	61,00 mm	19,10 mm	30,50 mm	30,50 mm	0,9 kg

### 2540



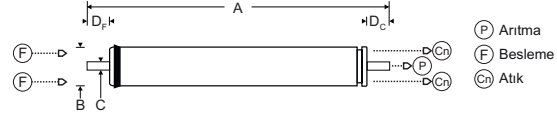
A Total length	B ATD Diam.	C Conn Diam.	D <sub>F</sub> Core tube Ext. Free Side	D <sub>C</sub> Core tube Ext. Conc.	Weight
1016,00 mm	61,00 mm	19,10 mm	30,50 mm	30,50 mm	1,8 kg

### 4021



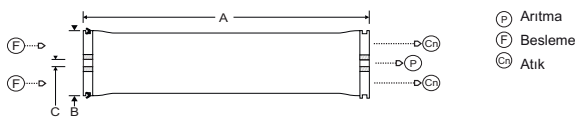
A Total length	B ATD Diam.	C Conn Diam.	D <sub>F</sub> Core tube Ext. Free Side	D <sub>C</sub> Core tube Ext. Conc.	Weight
533,40 mm	100,30 mm	19,10 mm	30,50 mm	30,50 mm	1,8 kg

### 4040



A Total length	B ATD Diam.	C Conn Diam.	D <sub>F</sub> Core tube Ext. Free Side	D <sub>C</sub> Core tube Ext. Conc.	Weight
1016,00 mm	100,30 mm	19,10 mm	26,70 mm	26,70 mm	3,6 kg

### 8040



A Total length	B ATD Diam.	C Conn. Diam.	Weight
1016,00 mm	200,00 mm	28,60 mm	16,4

kg



MODEL	BOYUT	KAPASİTE (m <sup>3</sup> /gün)	GİDERİM*	
LOW1	2521	1,3	99%	
LOW2		1,1	99,4%	
LOW3		1,6	98,5%	
BR2		1,2	99,4%	
SEA2		1	99,4%	
SEA5		0,9	99,6%	
LOW1	2540	3,03	99,1%	
LOW2		2,1	99,4%	
LOW3		3,4	98,5%	
BR2		2,46	99,4%	
SEA2		2,5	99,4%	
SEA5		2,1	99,6%	
NANO				
LOW1	4014	2,3	99%	
LOW1 - XL		3,03	99%	
LOW2		1,4	99,4%	
LOW2 - XL		1,89	99,4%	
LOW3		2,35	98,5%	
LOW3 - XL		3,22	98,5%	
LOW4		1,89	99%	
LOW4 - XL		2,65	99%	
BR2		2	99,4%	
SEA5		1,4	99,6%	
LOW1		4021	4,1	99%
LOW1 - XL			5,5	99%
LOW2	2,76		99,4%	
LOW2 - XL	3,78		99,4%	
LOW3	4,54		98,5%	
LOW3 - XL	6,06		98,5%	
LOW4	3,88		99%	
LOW4 - XL	4,92		99%	
BR2	3,4		99,4%	
SEA2	3		99,4%	
SEA5	2,6		99,6%	



LOW4 - 4021



LOW1 - 8040



MODEL	BOYUT	KAPASİTE (m <sup>3</sup> /gün)	GİDERİM*	
LOW1	4040	9,8	99,3%	
LOW1 - XL		12,87	99,3%	
LOW2		7,2	99,6%	
LOW2 - XL		9,08	99,6%	
LOW3		11,36	98,8%	
LOW3 - XL		14	98,8%	
LOW4		9,46	99,2%	
LOW4 - XL		11,36	99,2%	
LOW5 EC		6,8	99,2%	
LOW6 EC		8,7	99,0%	
BR5 EC		8,3	99,2%	
BR2		8,5	99,5%	
SEA2		7,4	99,4%	
SEA5		6,4	99,6%	
NANO7		9,5	>97%	
NANO9		8,3	>97%	
LOW1		8040	45,4	99,3%
LOW14			50	99,3%
LOW2 HR			34,1	99,6%
LOW24 HR			45,4	99,6%
LOW4	45,4		99,2%	
BR2	37,9		99,5%	
BR3	41,6		99,5%	
BR3G	41,6		99,5%	
BR34	45,4		99,5%	
NANO7	47,3		>97%	
NANO9	36		>97%	
FOUL2G	40		99,5%	
SEA 5G				
SEA 5				
SEA 54				
SEA 6				

03002110 Oltremare 8" Membran V Oringi

\* Önemli Not:

Kapasite ve Giderim verilerinin hangi şartlarda sağlandığına dair bilgiyi <http://www.oltremaremembrane.com> linkinden sağlayabilirsiniz.



LOW1 - 4040



MODEL	BOYUT	KAPASİTE (m <sup>3</sup> /gün) *	GİDERİM *
ESPA	2514	0,9	99,4%
SWC	2514	0,4	99,4%
ESPA	2521	1,3	99,4%
SWC	2521	0,8	99,4%
ESPA	2540	2,84	99,4%
SWC	2540	2	99,4%
ESPA	4014	1,9	99,4%
SWC	4014	1,4	99,4%
ESPA	4021	3,8	99,4%
SWC	4021	2,4	99,4%
25 Adet ve Üzeri İçin Fiyat Sorunuz			
ESPA 1	4040	9,8	99,3%
ESPA 2	4040	7,2	99,6%
ESPA 2 LD	4040	7,6	99,6%
ESPA 3	4040	11,4	98%
ESPA 4	4040	9,5	99,2%
CPA 2	4040	8,5	99,5%
CPA 5 LD	4040	7,95	99,7%
LFC3 LD	4040	7,95	99,7%
SWC 5 LD	4040	6,62	99,7%
SWC 6	4040	7,2	99,7%
81 Adet ve Üzeri İçin Fiyat Sorunuz			
ESPA 1	8040	45,4	99,3%
ESPA 2	8040		
ESPA 2 MAX	8040	45,4	99,6%
ESPA 2 LD	8040	37,9	99,6%
ESPA 4 LD	8040	45,4	99,2%
ESPA B	8040		
ESPA B MAX	8040	34,1	99,3%
ESPA 4 MAX	8040	50,0	99,2%
CPA 3	8040	41,6	99,7%
CPA 5 LD	8040	41,6	99,7%
CPA 5 MAX	8040	45,5	99,7%
LFC 3 LD	8040	41,6	99,7%
SWC 4B MAX	8040	27,3	99,8%
SWC 4 MAX	8040	27,3	99,8%
SWC 5 LD	8040		
SWC 5 MAX	8040	37,5	99,8%
SWC 6 MAX	8040	50	99,7%
ESNA1 LF LD	8040	31	89%
ESNA1 LF2 LD	8040	39,7	86%
250 Adet ve Üzeri İçin Fiyat Sorunuz			
* Önemli Not: Kapasite ve Giderim verilerinin hangi şartlarda sağlandığına dair bilgiyi <a href="http://membranes.com">http://membranes.com</a> linkinden sağlayabilirsiniz.			



MODEL	BOYUT	KAPASİTE (m <sup>3</sup> /gün) *	GİDERİM *
ULP21	2521	1,13	99,0
ULP21	2540	2,84	99,0
ULP21	4021	3,78	99,5
LP21	4040	9,5	99,5
ULP21	4040	10,2	99,5

# TECFLO

## TF8040BW-400

Very High Rejection

### Performance

Membrane Element	: TF8040BW-400
Permeate Flow	: 11,000 gpd (41.6 m <sup>3</sup> /d)
Salt Rejection	: 99.7% (99.6% minimum)

### Type

Configuration	: Spiral Wound
Membrane Polymer	: Composite Polyamide
Membrane Active Area	: 400 ft <sup>2</sup> (37.2 m <sup>2</sup> )
Feed Spacer	: 31 mil (0.787mm)

### Application Data\*


\* The limitations shown here are for general use. For specific projects, operating at more conservative values may ensure the best performance and longest life of the membrane. Please feel free to contact us for more detail on operation limits, cleaning pH, and cleaning temperatures.

Maximum Applied Pressure	: 600 psig (4.14 MPa)
Maximum Chlorine Concentration	: < 0.1 PPM
Maximum Operating Temperature	: 113 °F (45 °C)
pH Range, Continuous (Cleaning)	: 3-10 (2-11)
Maximum Feed water Turbidity	: 1.0 NTU
Maximum Feed water SDI (15 mins)	: 5,0
Maximum Feed Flow	: 75 GPM (17m <sup>3</sup> /h)
Minimum Ratio of Concentrate to Permeate Flow for any Element	: 5:1 Maximum Pressure Drop for Each Element : 15 psi

### Test Conditions

The stated performance is initial (data taken after 30 minutes of operation), based on the following conditions:

- 1500 PPM NaCl solution
- 225 psi (1.55 MPa) Applied Pressure
- 77 °F (25 °C) Operating Temperature
- 15% Permeate Recovery
- 6.5 - 7.0 pH Range



A, inches (mm)	B, inches (mm)	C, inches (mm)	Weight, lbs. (kg)
40.0 (1016)	7.90 (201)	1.125 (28.6)	34.17 (15.50)

Notice: Permeate flow for individual elements may vary ±15 percent. Membrane active area may vary +/-4%. Element weight may vary. All membrane elements are supplied with a brine seal, interconnector, and o-rings.



MODEL	FİYAT			
	300 psi	450psi	600 psi	1000 psi
2521 Endport 1 Element	95 \$			
2540 Endport 1 Element	105 \$			
4021 Endport 1 Element	105 \$			
4040 Endport 1 Element	110 \$	145 \$	480 \$	590 \$
4040 Endport 2 Element	175 \$		630 \$	730 \$
4040 Endport 3 Element	240 \$		780 \$	870 \$
4040 Endport 4 Element	340 \$	400 \$		
8040 Sideport 1 Element	650 \$	740 \$	1.117 \$	1.300 \$
8040 Sideport 2 Element	710 \$	830 \$	1.252 \$	1.435 \$
8040 Sideport 3 Element	785 \$	920 \$	1.385 \$	1.590 \$
8040 Sideport 4 Element	860 \$	1.010 \$	1.523 \$	1.795 \$
8040 Sideport 5 Element	920 \$	1.100 \$	1.655 \$	2.000 \$
8040 Sideport 6 Element	995 \$	1.210 \$	1.788 \$	2.200 \$
8040 Sideport 7 Element	1.070 \$	1.320 \$	2.012 \$	2.380 \$

**KILIF YEDEK PARÇALARI**

4" Plastik Takoz	2,5 \$
4" Kılıf Kelepçe	17 \$
4" Kılıf Tapası	20 \$
4" Kılıf Komple Tapası	28 \$
8" Plastik Takoz	7 \$
8" Kılıf Kelepçe	20 \$
8" Adaptör Oring Dahil	15 \$
8" Kılıf Kapak Komple Takımı (Tek Taraf)	68 \$

**SS304 PASLANMAZ MEMBRAN KILIFLARI 300 PSI**

SS - 2521 Endport 1 Element	100 \$
SS - 2540 Endport 1 Element	115 \$
SS - 4021 Endport 1 Element	100 \$
SS - 4040 Endport 1 Element	135 \$
SS - 4040 Endport 2 Element	250 \$
SS - 4040 Endport 3 Element	355 \$

**SS304 PASLANMAZ MEMBRAN KILIF YEDEKLERİ**

2,5" SS Plastik Takoz	5 \$
2,5" SS Kılıf Kelepçe	5 \$
4" SS Plastik Takoz	5 \$
4" SS Kılıf Kelepçe	5 \$
2,5" SS Kılıf Tapası	8 \$
4" SS Kılıf Tapası	10 \$





MODEL	FİYAT				
	300 PSI	450PSI	600		
CODELINE 4040 Endport 1 Element	153 \$	1000PSI	1200P460 \$	652 \$	
CODELINE 4040 Endport 2 Element	232 \$		555 \$	763 \$	
CODELINE 4040 Endport 3 Element	349 \$		651 \$	872 \$	
CODELINE 8040 Sideport 1 Element	866 \$	946 \$	1.013 \$	1.594 \$	1.739 \$
CODELINE 8040 Sideport 2 Element	968 \$	1.056 \$	1.133 \$	1.801 \$	1.941 \$
CODELINE8040 Sideport 3 Element	1.076 \$	1.173 \$	1.300 \$	1.959 \$	2.189 \$
CODELINE 8040 Sideport 4 Element	1.243 \$	1.335 \$	1.482 \$	2.176 \$	2.462 \$
CODELINE 8040 Sideport 5 Element	1.340 \$	1.432 \$	1.595 \$	2.322 \$	2.480 \$
CODELINE 8040 Sideport 6 Element	1.452 \$	1.437 \$	1.709 \$	2.480 \$	2.848 \$
CODELINE 8040 Sideport 7 Element	1.535 \$	1.642 \$	1.792 \$	2.659 \$	3.042 \$

**CODELINE KILIF**

YEDEKLERİ MODEL	FİYAT
CODELINE 4" Kılıf Kapağı 300 PSI (40L30NHead Assy Code 95673)	110 \$
CODELINE 8" Kılıf Kapağı 300 PSI (Head Assy Code 94199)	237 \$
CODELINE 8" Kılıf Kapak Oring Takımı	34 \$
CODELINE 8" Kılıf Keleççe (Strap Assy Code 45042)	46 \$
CODELINE 8" Kılıf Takoz (Saddle Assy Code 52169)	17 \$
CODELINE 8" Kılıf Adaptör (Adapter Code 50161)	92 \$
CODELINE 8" Metal Yay (Retaning Ring)	84 \$



MEMBRAN KILIFLARI



CODELINE MEMBRAN KILIFLARI

